



FEMA Grant Programs Directorate

Elizabeth M. Harman
Assistant Administrator



FEMA

January 20, 2011



Grant Funding by State

FEMA Grant Programs Directorate

January 20, 2011



Alabama


FEMA Grants Fiscal Year 2010 Total Obligated: \$47,142,422

Fiscal Year 2009 Fire Grants Total Obligated: \$24,921,366

Percentage of Fire Grants Funding: 53%

Capabilities Funded by FEMA Grants:

- *Equipment*
- *Emergency Management*
- *EOCs*
- *Communication*
- *Medical*
- *Citizen Corps, Port*
- *Planning and Training*



Alaska


FEMA Grants Fiscal Year 2010 Total Obligated: \$14,576,338

Fiscal Year 2009 Fire Grants Total Obligated: \$1,382,625

Percentage of Fire Grants Funding: 9%

Capabilities Funded by FEMA Grants:

- *Equipment*
- *Emergency Management*
- *EOCs*
- *Communication*
- *Medical*
- *Citizen Corps, Port*
- *Planning and Training*



Arizona

FEMA Grants Fiscal Year 2010 Total Obligated: \$71,780,114

Fiscal Year 2009 Fire Grants Total Obligated: \$12,978,467

Percentage of Fire Grants Funding: 18%

Capabilities Funded by FEMA Grants:

- *Equipment*
- *Emergency Management*
- *EOCs*
- *Communication*
- *Medical*
- *Citizen Corps*
- *Planning and training*
- *Tribal*



Arkansas

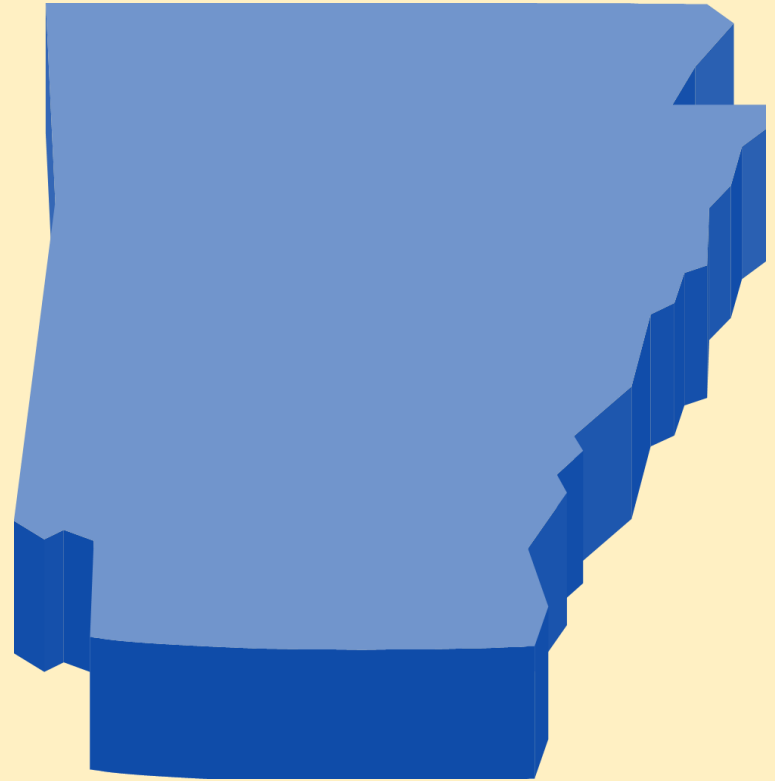
FEMA Grants Fiscal Year 2010 Total Obligated: \$23,607,258

Fiscal Year 2009 Fire Grants Total Obligated: \$9,747,183

Percentage of Fire Grants Funding: 41%

Capabilities Funded by FEMA Grants:

- *Equipment*
- *Emergency Management*
- *EOCs*
- *Communication*
- *Medical*
- *Citizen Corps, Port*
- *Planning and Training*



California

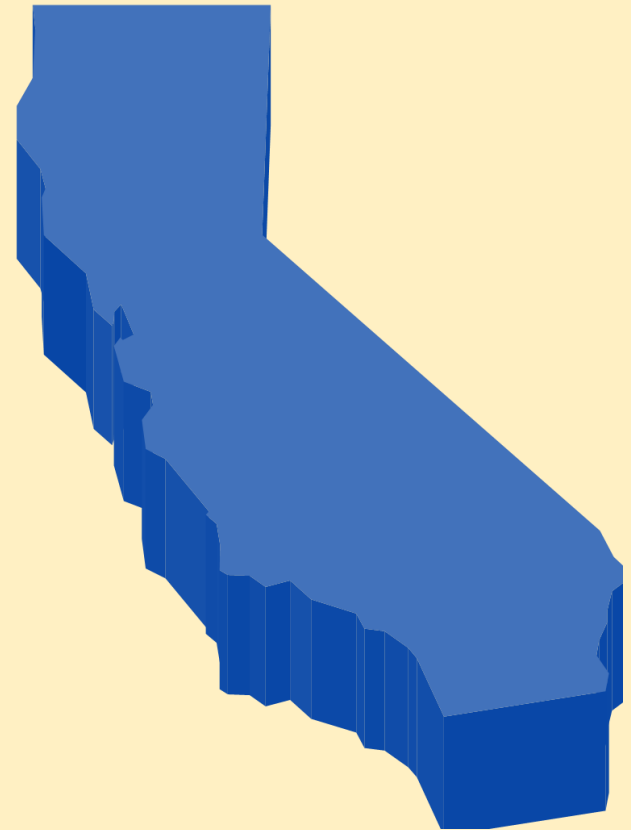
FEMA Grants Fiscal Year 2010 Total Obligated: \$491,576,180

Fiscal Year 2009 Fire Grants Total Obligated: \$65,197,899

Percentage of Fire Grants Funding: 13%

Capabilities Funded by FEMA Grants:

- *Equipment*
- *Emergency Management*
- *EOCs*
- *Communication*
- *Medical*
- *Citizen Corps, Port*
- *Planning and Training*
- *Tribal*
- *Transit*



Colorado

FEMA Grants Fiscal Year 2010 Total Obligated: \$36,132,612

Fiscal Year 2009 Fire Grants Total Obligated: \$7,123,625

Percentage of Fire Grants Funding: 20%

Capabilities Funded by FEMA Grants:

- *Equipment*
- *Emergency Management*
- *EOCs*
- *Communication*
- *Medical*
- *Citizen Corps, Port*
- *Planning and Training*
- *Transit*



Connecticut

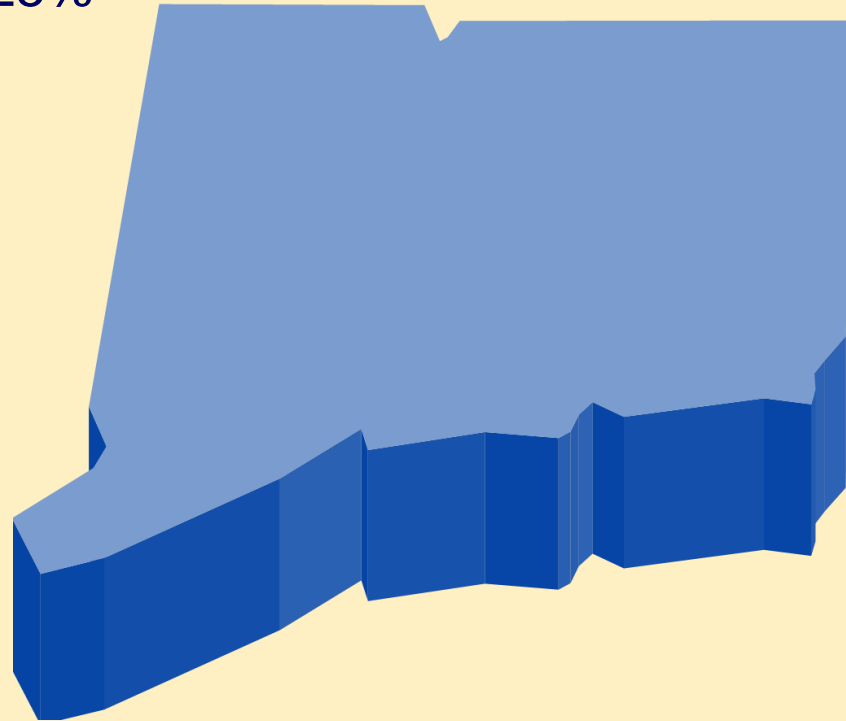
FEMA Grants Fiscal Year 2010 Total Obligated: \$30,952,611

Fiscal Year 2009 Fire Grants Total Obligated: \$7,737,688

Percentage of Fire Grants Funding: 25%

Capabilities Funded by FEMA Grants:

- *Equipment*
- *Emergency Management*
- *EOCs*
- *Communication*
- *Medical*
- *Citizen Corps, Port*
- *Planning and Training*
- *Transit*



Delaware

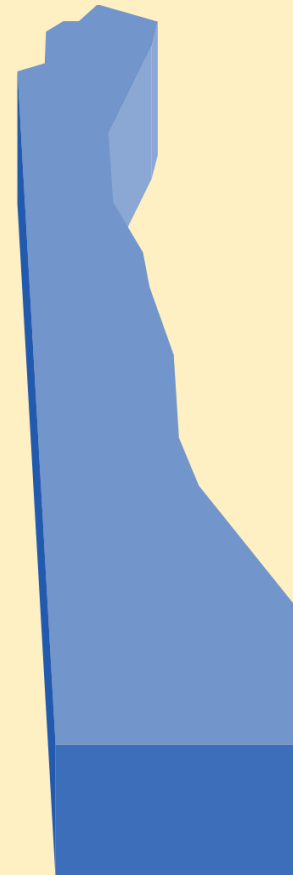
FEMA Grants Fiscal Year 2010 Total Obligated: \$12,331,446

Fiscal Year 2009 Fire Grants Total Obligated: \$1,251,184

Percentage of Fire Grants Funding: 10%

Capabilities Funded by FEMA Grants:

- *Equipment*
- *Emergency Management*
- *Communication*
- *Citizen Corps, Port*
- *Planning and Training*
- *Transit*



District of Columbia

FEMA Grants Fiscal Year 2010 Total Obligated: \$83,375,296

Fiscal Year 2009 Fire Grants Total Obligated: \$3,638,253

Percentage of Fire Grants Funding: 4%

Capabilities Funded by FEMA Grants:

- *Equipment*
- *Emergency Management*
- *Communication*
- *Citizen Corps*
- *Planning and Training*



Florida

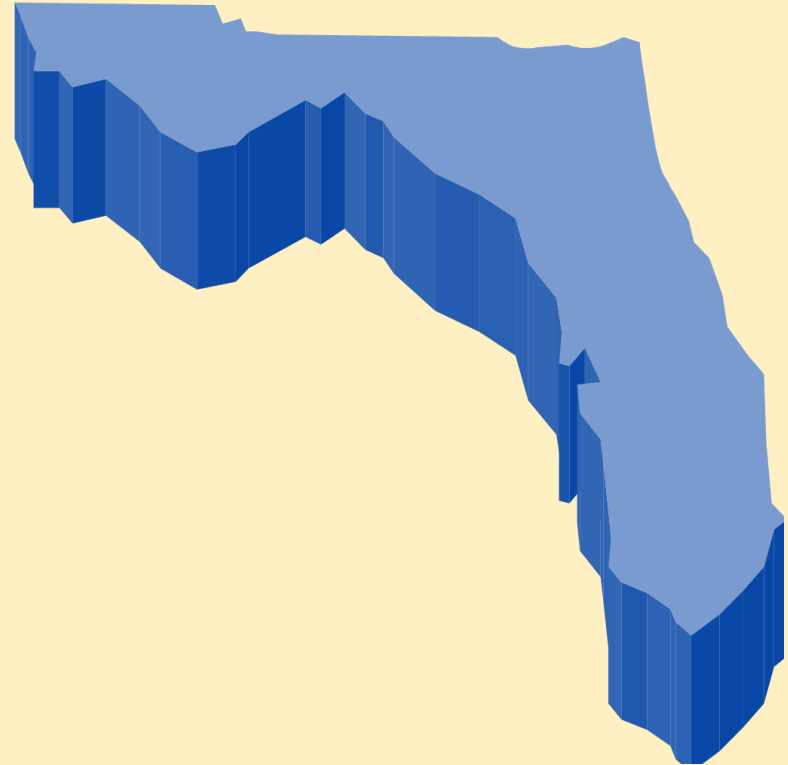
FEMA Grants Fiscal Year 2010 Total Obligated: \$152,131,658

Fiscal Year 2009 Fire Grants Total Obligated: \$38,279,496

Percentage of Fire Grants Funding: 25%

Capabilities Funded by FEMA Grants:

- *Equipment*
- *Emergency Management*
- *EOCs*
- *Communication*
- *Medical*
- *Citizen Corps, Port*
- *Planning and Training*
- *Tribal*
- *Transit*



Georgia

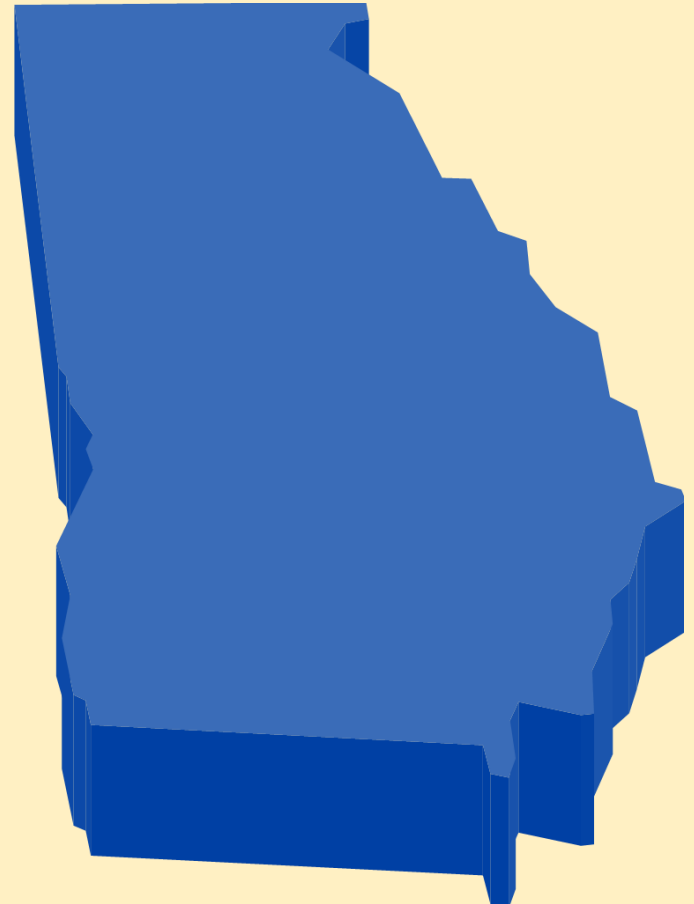
FEMA Grants Fiscal Year 2010 Total Obligated: \$69,573,452

Fiscal Year 2009 Fire Grants Total Obligated: \$14,461,787

Percentage of Fire Grants Funding: 21%

Capabilities Funded by FEMA Grants:

- *Equipment*
- *Emergency Management*
- *EOCs*
- *Communication*
- *Medical*
- *Citizen Corps, Port*
- *Planning and Training*
- *Transit*



Hawaii


FEMA Grants Fiscal Year 2010 Total Obligated: \$22,661,233

Fiscal Year 2009 Fire Grants Total Obligated: \$609,170

Percentage of Fire Grants Funding: 3%

Capabilities Funded by FEMA Grants:

- *Equipment*
- *Emergency Management*
- *Communication*
- *Medical*
- *Citizen Corps, Port*
- *Planning and Training*
- *Transit*



Idaho

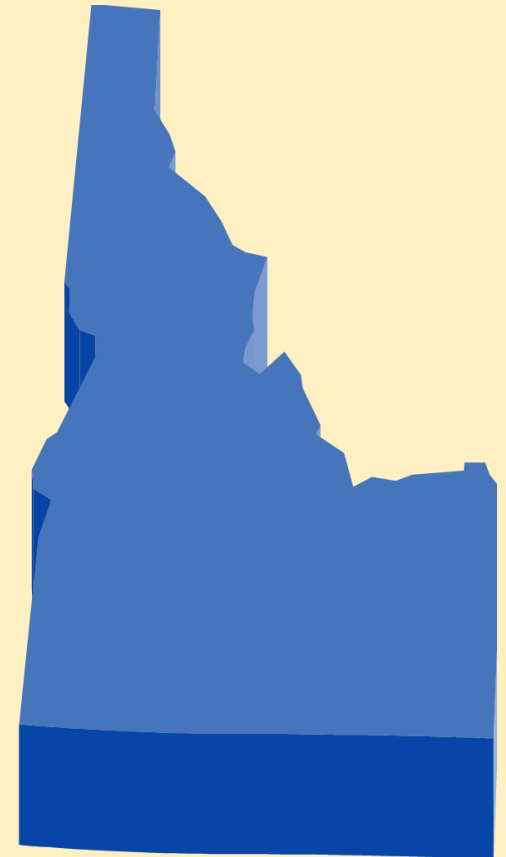
FEMA Grants Fiscal Year 2010 Total Obligated: \$18,266,278

Fiscal Year 2009 Fire Grants Total Obligated: \$4,266,991

Percentage of Fire Grants Funding: 23%

Capabilities Funded by FEMA Grants:

- *Equipment*
- *Emergency Management*
- *EOCs*
- *Communication*
- *Citizen Corps, Port*
- *Planning and Training*
- *Tribal*



Illinois

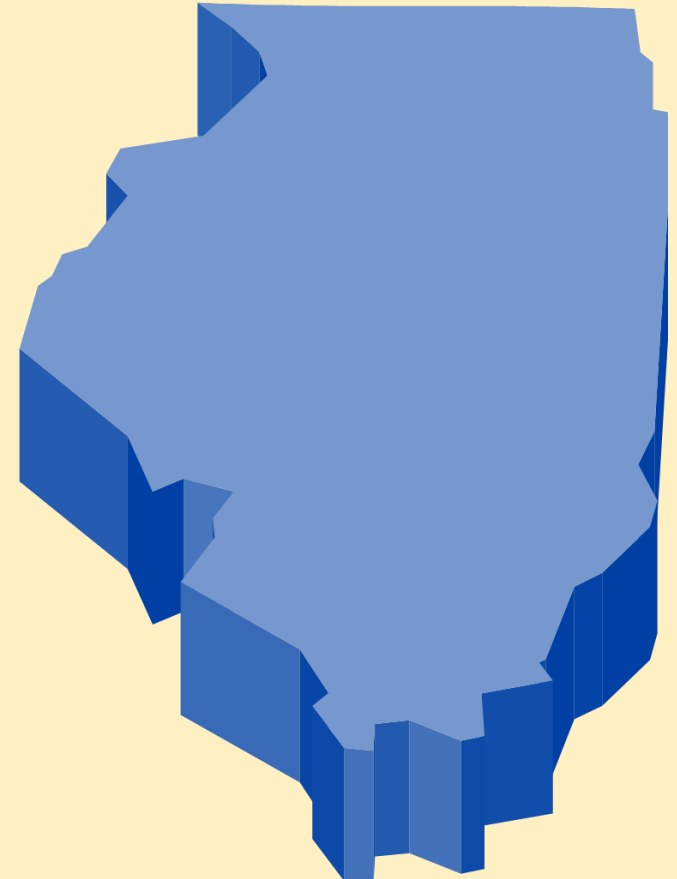
FEMA Grants Fiscal Year 2010 Total Obligated: \$145,278,690

Fiscal Year 2009 Fire Grants Total Obligated: \$33,233,653

Percentage of Fire Grants Funding: 23%

Capabilities Funded by FEMA Grants:

- *Equipment*
- *Emergency Management*
- *EOCs*
- *Communication*
- *Medical*
- *Citizen Corps, Port*
- *Planning and Training*
- *Transit*



Indiana

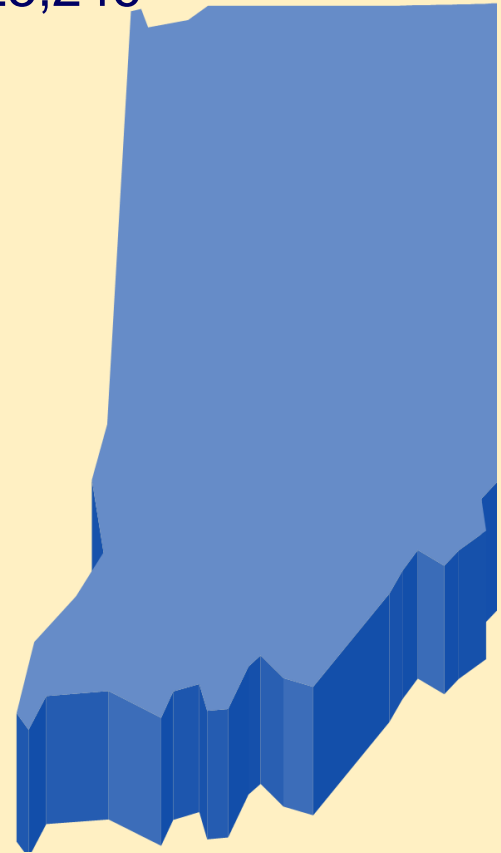
FEMA Grants Fiscal Year 2010 Total Obligated: \$54,573,168

Fiscal Year 2009 Fire Grants Total Obligated: \$25,925,246

Percentage of Fire Grants Funding: 48%

Capabilities Funded by FEMA Grants:

- *Equipment*
- *Emergency Management*
- *Communication*
- *Medical*
- *Citizen Corps, Port*
- *Planning and Training*



Iowa

FEMA Grants Fiscal Year 2010 Total Obligated: \$25,313,009

Fiscal Year 2009 Fire Grants Total Obligated: \$11,064,266

Percentage of Fire Grants Funding: 44%

Capabilities Funded by FEMA Grants:

- *Equipment*
- *Emergency Management*
- *EOCs*
- *Communication*
- *Medical*
- *Citizen Corps, Port*
- *Planning and Training*



Kansas

FEMA Grants Fiscal Year 2010 Total Obligated: \$24,010,413

Fiscal Year 2009 Fire Grants Total Obligated : \$9,741,141

Percentage of Fire Grants Funding: 41%

Capabilities Funded by FEMA Grants:

- *Equipment*
- *Emergency Management*
- *EOCs*
- *Communication*
- *Medical*
- *Citizen Corps*
- *Planning and Training*



Kentucky

FEMA Grants Fiscal Year 2010 Total Obligated: \$33,759,428

Fiscal Year 2009 Fire Grants Total Obligated : \$13,556,246

Percentage of Fire Grants Funding: 40%

Capabilities Funded by FEMA Grants:

- *Equipment*
- *Emergency Management*
- *EOCs*
- *Communication*
- *Medical*
- *Citizen Corps*
- *Port*
- *Planning and Training*



Louisiana

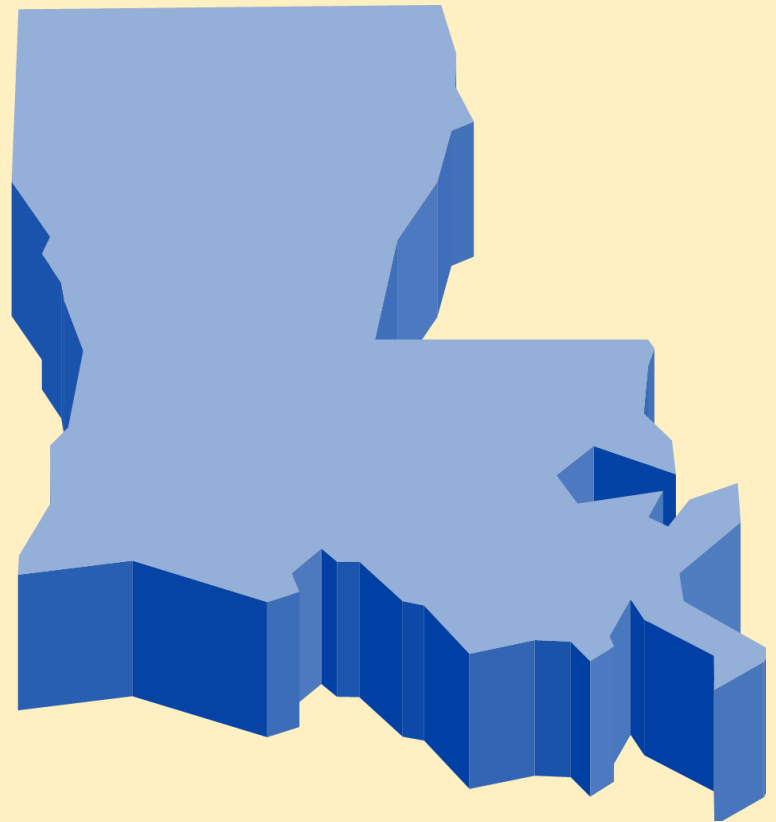
FEMA Grants Fiscal Year 2010 Total Obligated: \$53,851,093

Fiscal Year 2009 Fire Grants Total Obligated : \$19,007,082

Percentage of Fire Grants Funding: 35%

Capabilities Funded by FEMA Grants:

- *Equipment*
- *Emergency Management*
- *EOCs*
- *Communication*
- *Medical*
- *Citizen Corps*
- *Port*
- *Planning and Training*



Maine

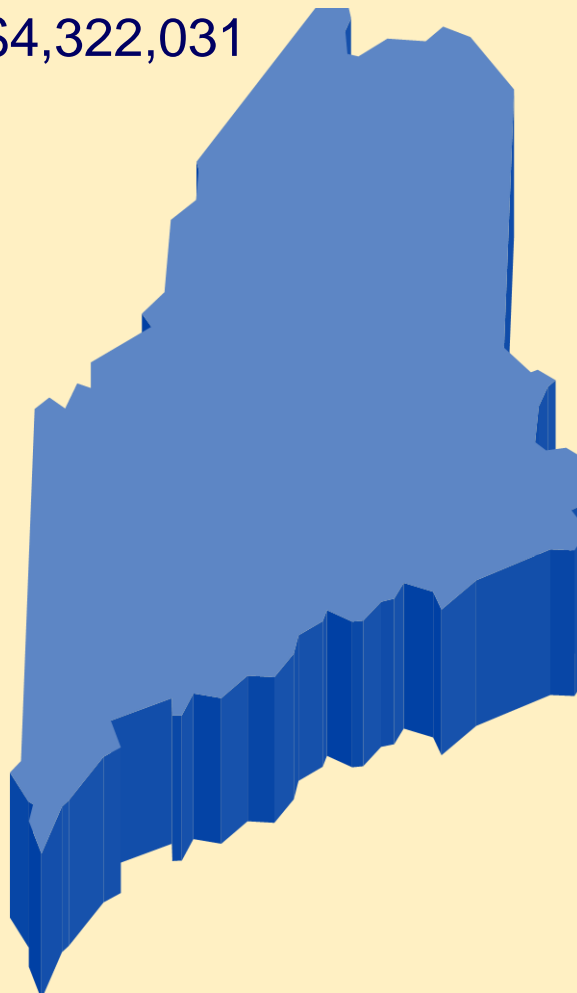
FEMA Grants Fiscal Year 2010 Total Obligated: \$17,266,441

Fiscal Year 2009 Fire Grants Total Obligated : \$4,322,031

Percentage of Fire Grants Funding: 25%

Capabilities Funded by FEMA Grants:

- *Equipment*
- *Emergency Management*
- *EOCs*
- *Communication*
- *Medical*
- *Citizen Corps*
- *Port*
- *Planning and Training*



Maryland

FEMA Grants Fiscal Year 2010 Total Obligated: \$51,108,825

Fiscal Year 2009 Fire Grants Total Obligated : \$12,307,216

Percentage of Fire Grants Funding: 24%

Capabilities Funded by FEMA Grants:

- *Equipment*
- *Emergency Management*
- *EOCs*
- *Communication*
- *Medical*
- *Citizen Corps*
- *Port*
- *Planning and Training*



Massachusetts

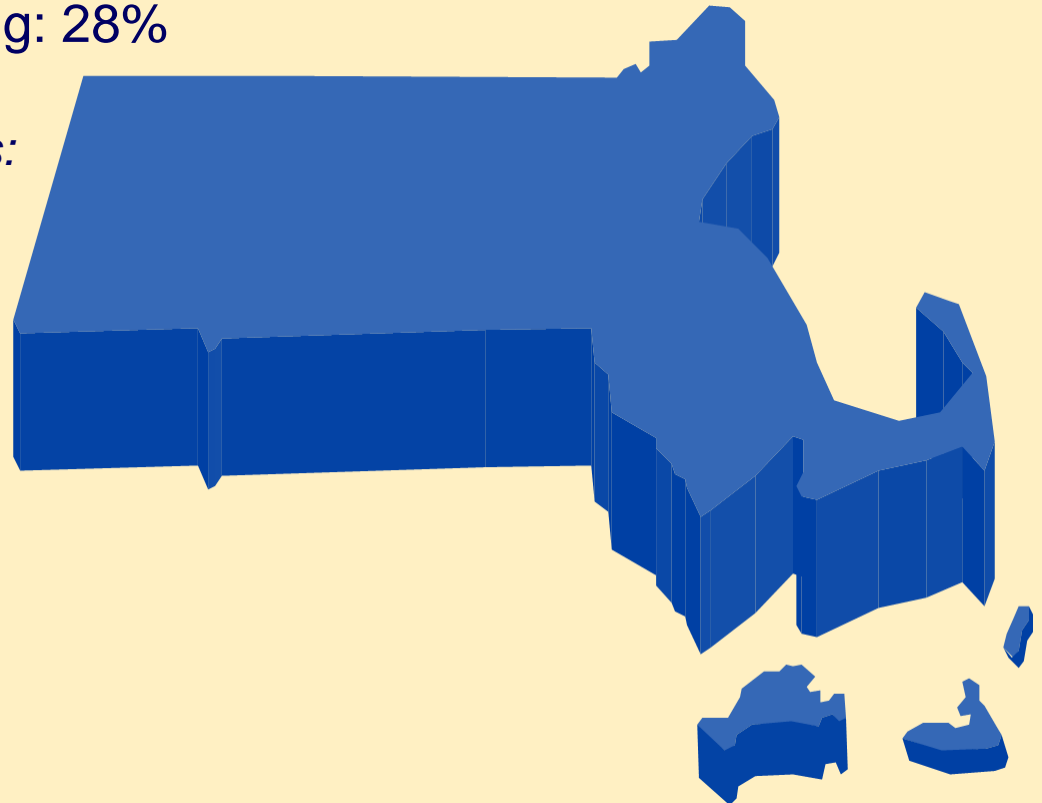
FEMA Grants Fiscal Year 2010 Total Obligated: \$113,737,437

Fiscal Year 2009 Fire Grants Total Obligated : \$32,266,952

Percentage of Fire Grants Funding: 28%

Capabilities Funded by FEMA Grants:

- *Equipment*
- *Emergency Management*
- *EOCs*
- *Communication*
- *Medical*
- *Citizen Corps*
- *Transit*
- *Planning and Training*



Michigan

FEMA Grants Fiscal Year 2010 Total Obligated: \$84,927,291

Fiscal Year 2009 Fire Grants Total Obligated : \$31,454,891

Percentage of Fire Grants Funding: 37%

Capabilities Funded by FEMA Grants:

- *Equipment*
- *Emergency Management*
- *EOCs*
- *Communication*
- *Medical*
- *Citizen Corps*
- *Port*
- *Tribal*
- *Planning and Training*



Minnesota

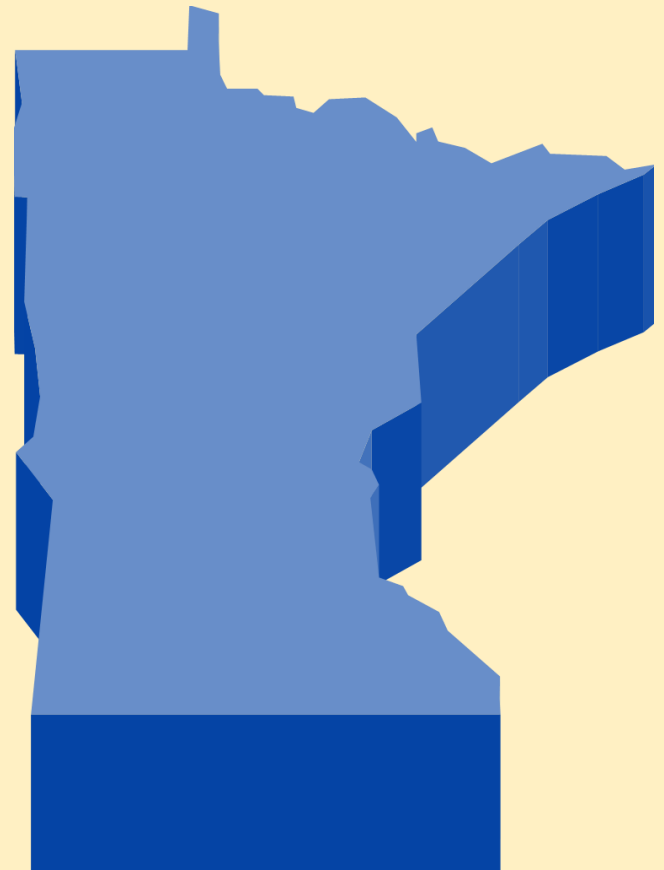
FEMA Grants Fiscal Year 2010 Total Obligated: \$47,069,109

Fiscal Year 2009 Fire Grants Total Obligated: \$18,635,868

Percentage of Fire Grants Funding: 40%

Capabilities Funded by FEMA Grants:

- *Equipment*
- *Emergency Management*
- *EOCs*
- *Communication*
- *Medical*
- *Citizen Corps*
- *Port*
- *Tribal*
- *Planning and Training*



Mississippi


FEMA Grants Fiscal Year 2010 Total Obligated: \$25,227,974

Fiscal Year 2009 Fire Grants Total Obligated: \$9,546,687

Percentage of Fire Grants Funding: 38%

Capabilities Funded by FEMA Grants:

- *Equipment*
- *Emergency Management*
- *EOCs*
- *Communication*
- *Medical*
- *Citizen Corps*
- *Port*
- *Planning and Training*



Missouri

FEMA Grants Fiscal Year 2010 Total Obligated: \$52,661,906

Fiscal Year 2009 Fire Grants Total Obligated: \$15,145,023

Percentage of Fire Grants Funding: 29%

Capabilities Funded by FEMA Grants:

- *Equipment*
- *Emergency Management*
- *EOCs*
- *Communication*
- *Medical*
- *Citizen Corps*
- *Port*
- *Planning and Training*



Montana

FEMA Grants Fiscal Year 2010 Total Obligated: \$19,735,014

Fiscal Year 2009 Fire Grants Total Obligated: \$5,637,701

Percentage of Fire Grants Funding: 29%

Capabilities Funded by FEMA Grants:

- *Equipment*
- *Emergency Management*
- *EOCs*
- *Communication*
- *Citizen Corps*
- *Tribal*
- *Planning and Training*



Nebraska

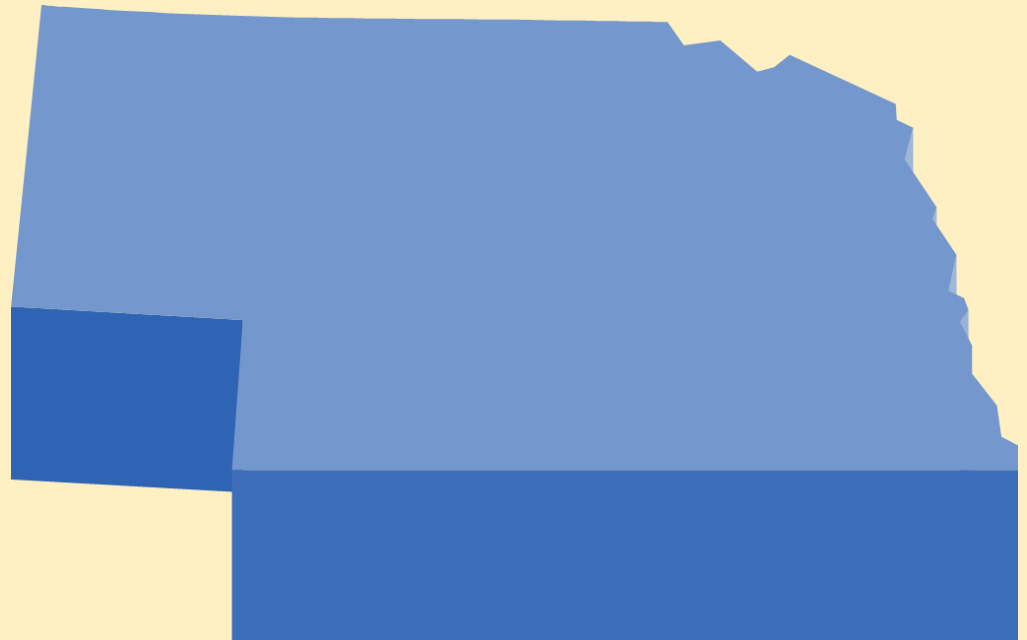
FEMA Grants Fiscal Year 2010 Total Obligated: \$19,289,318

Fiscal Year 2009 Fire Grants Total Obligated: \$5,516,955

Percentage of Fire Grants Funding: 29%

Capabilities Funded by FEMA Grants:

- *Equipment*
- *Emergency Management*
- *EOCs*
- *Communication*
- *Medical*
- *Citizen Corps*
- *Port*
- *Planning and Training*



Nevada


FEMA Grants Fiscal Year 2010 Total Obligated: \$26,452,667

Fiscal Year 2009 Fire Grants Total Obligated : \$1,574,984

Percentage of Fire Grants Funding: 6%

Capabilities Funded by FEMA Grants:

- *Equipment, training, planning*
- *Emergency Management*
- *EOCs*
- *Communication*
- *Medical*
- *Citizen Corps*
- *Planning and Training*



New Hampshire

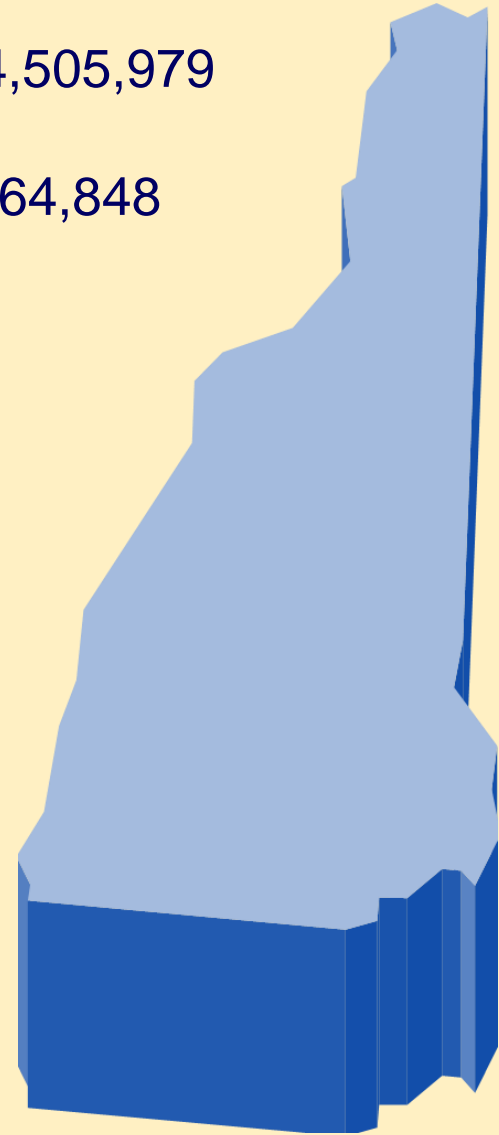
FEMA Grants Fiscal Year 2010 Total Obligated:\$14,505,979

Fiscal Year 2009 Fire Grants Total Obligated : \$2,864,848

Percentage of Fire Grants Funding: 20%

Capabilities Funded by FEMA Grants:

- *Equipment, training, planning*
- *Emergency Management*
- *EOCs*
- *Communication*
- *Medical*
- *Citizen Corps*
- *Port*



New Jersey


FEMA Grants Fiscal Year 2010 Total Obligated: \$102,285,828

Fiscal Year 2009 Fire Grants Total Obligated : \$18,191,199

Percentage of Fire Grants Funding: 18%

Capabilities Funded by FEMA Grants:

- *Equipment, training, planning*
- *Emergency Management*
- *EOCs*
- *Communication*
- *Medical*
- *Citizen Corps*
- *Port*



New Mexico


FEMA Grants Fiscal Year 2010 Total Obligated: \$18,675,015

Fiscal Year 2009 Fire Grants Total Obligated : \$2,106,417

Percentage of Fire Grants Funding: 11%

Capabilities Funded by FEMA Grants:

- *Equipment, training, planning*
- *Emergency Management*
- *EOCs*
- *Communication*
- *Medical*
- *Citizen Corps*



New York

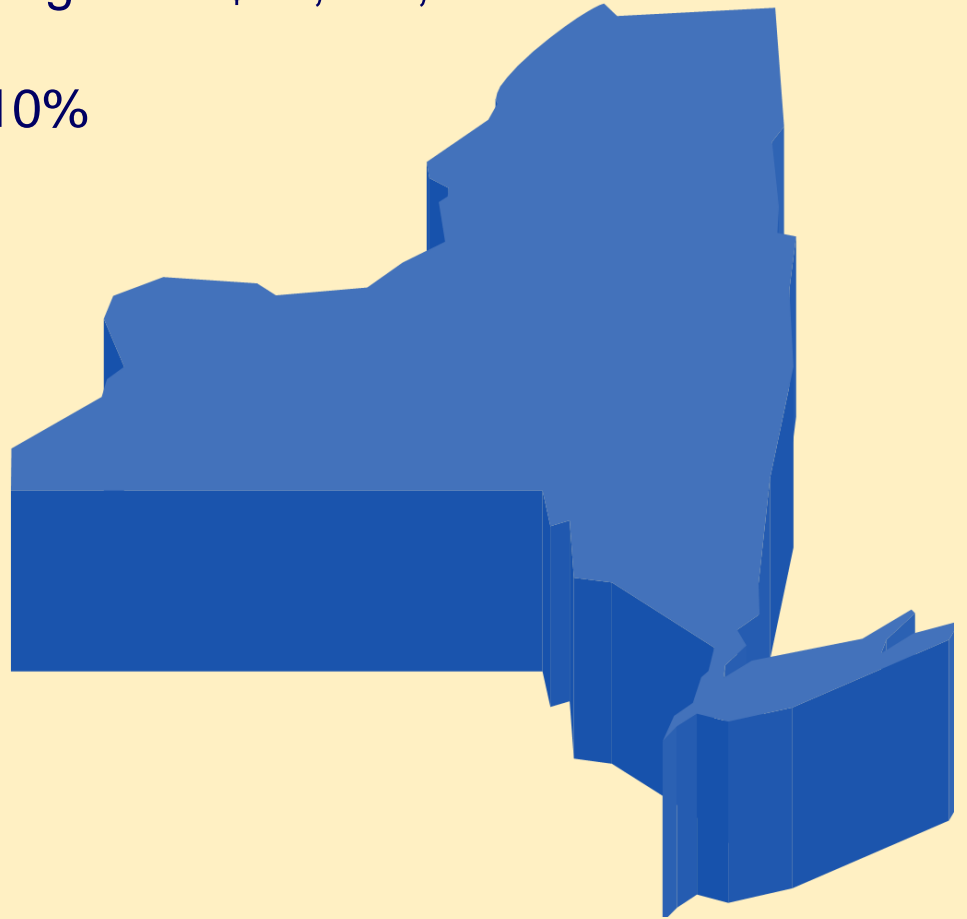
FEMA Grants Fiscal Year 2010 Total Obligated: \$352,902,167

Fiscal Year 2009 Fire Grants Total Obligated : \$36,275,325

Percentage of Fire Grants Funding: 10%

Capabilities Funded by FEMA Grants:

- *Equipment, planning, training*
- *Emergency Management*
- *EOCs*
- *Communication*
- *Medical*
- *Citizen Corps*
- *Port*



North Carolina

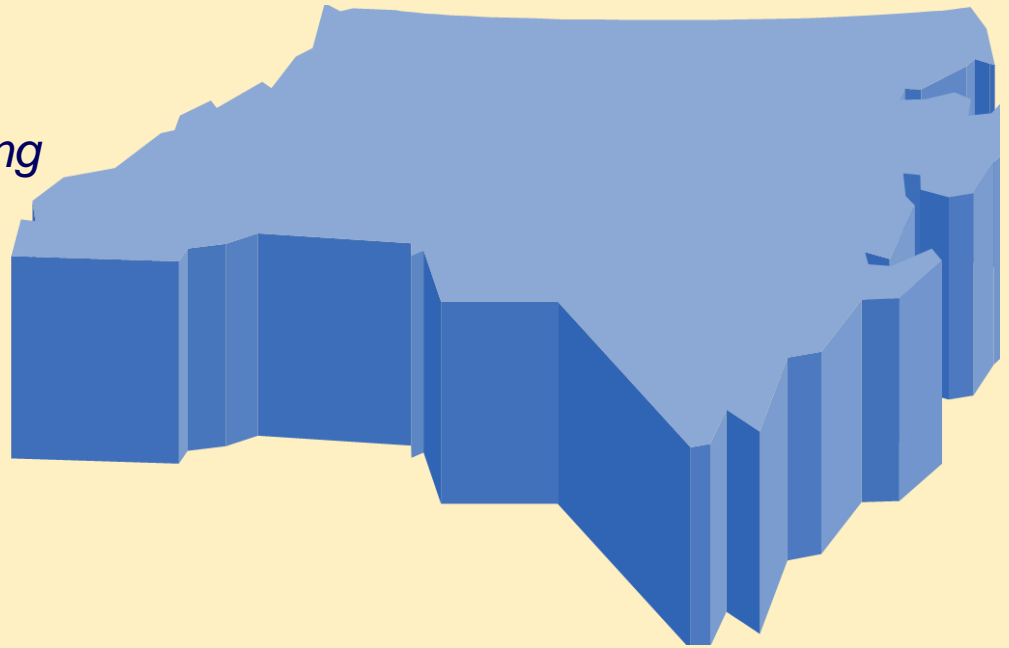
FEMA Grants Fiscal Year 2010 Total Obligated: \$63,540,722

Fiscal Year 2009 Fire Grants Total Obligated : \$25,018,904

Percentage of Fire Grants Funding: 39%

Capabilities Funded by FEMA Grants:

- *Equipment, planning, training*
- *Emergency Management*
- *EOCs*
- *Communication*
- *Medical*
- *Citizen Corps*
- *Port*
- *Tribal*



North Dakota


FEMA Grants Fiscal Year 2010 Total Obligated: \$15,334,434

Fiscal Year 2009 Fire Grants Total Obligated : \$3,516,949

Percentage of Fire Grants Funding: 23%

Capabilities Funded by FEMA Grants:

- *Equipment, planning, training*
- *Emergency Management*
- *EOCs*
- *Communication*
- *Medical*
- *Citizen Corps*
- *Tribal*



Ohio

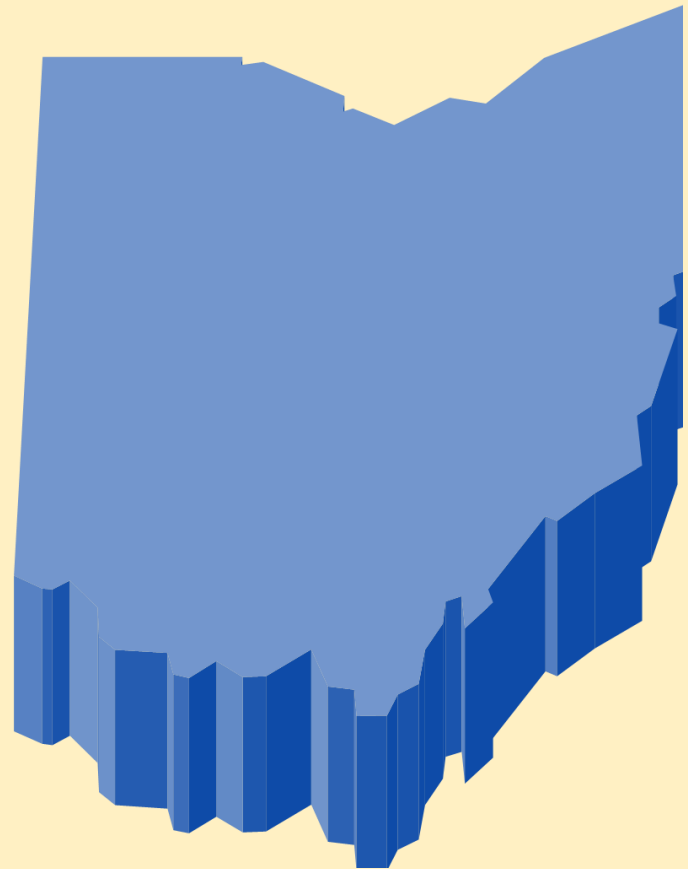
FEMA Grants Fiscal Year 2010 Total Obligated: \$122,933,956

Fiscal Year 2009 Fire Grants Total Obligated : \$63,838,617

Percentage of Fire Grants Funding: 52%

Capabilities Funded by FEMA Grants:

- *Equipment, planning, training*
- *Emergency Management*
- *EOCs*
- *Communication*
- *Medical*
- *Citizen Corps*
- *Tribal*



Oklahoma


FEMA Grants Fiscal Year 2010 Total Obligated: \$27,930,036

Fiscal Year 2009 Fire Grants Total Obligated : \$8,198,418

Percentage of Fire Grants Funding: 29%

Capabilities Funded by FEMA Grants:

- *Equipment, planning, training*
- *Emergency Management*
- *EOCs*
- *Communication*
- *Medical*
- *Citizen Corps*



Oregon

FEMA Grants Fiscal Year 2010 Total Obligated: \$30,281,198

Fiscal Year 2009 Fire Grants Total Obligated : \$7,767,396

Percentage of Fire Grants Funding: 26%

Capabilities Funded by FEMA Grants:

- *Equipment, planning, training*
- *Emergency Management*
- *EOCs*
- *Communication*
- *Medical*
- *Citizen Corps*
- *Port*
- *Tribal*



Pennsylvania

FEMA Grants Fiscal Year 2010 Total Obligated: \$116,135,957

Fiscal Year 2009 Fire Grants Total Obligated : \$40,573,740

Percentage of Fire Grants Funding: 35%

Capabilities Funded by FEMA Grants:

- *Equipment, planning, training*
- *Emergency Management*
- *EOCs*
- *Communication*
- *Medical*
- *Citizen Corps*



Rhode Island

FEMA Grants Fiscal Year 2010 Total Obligated: \$27,589,075

Fiscal Year 2009 Fire Grants Total Obligated : \$4,021,193

Percentage of Fire Grants Funding: 15%

Capabilities Funded by FEMA Grants:

- *Equipment, planning, training*
- *Emergency Management*
- *EOCs*
- *Communication*
- *Medical*
- *Citizen Corps*
- *Port*



South Carolina

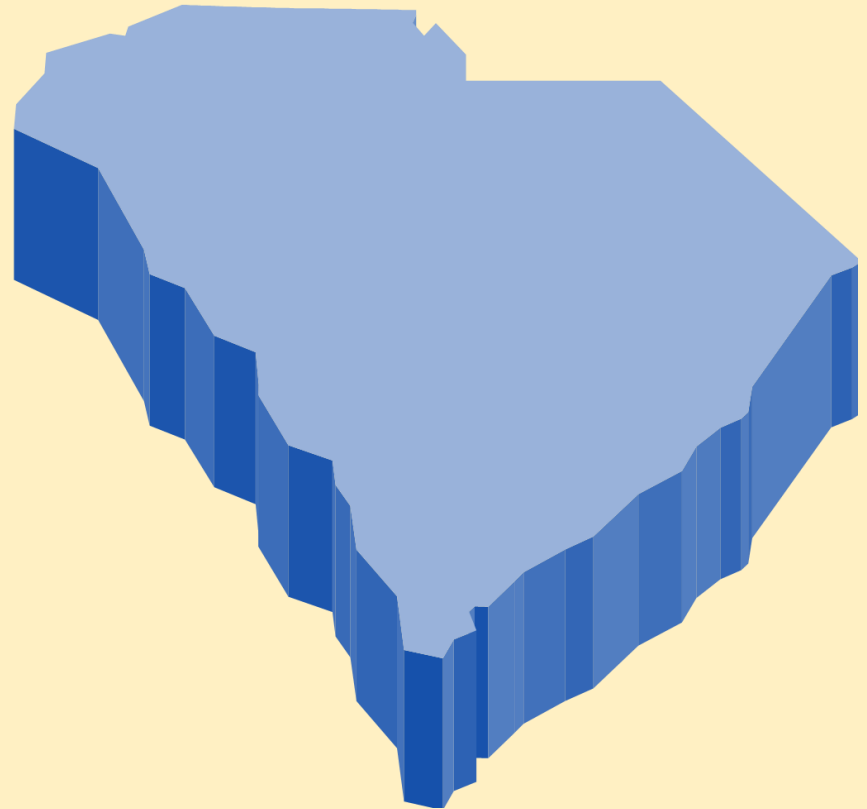
FEMA Grants Fiscal Year 2010 Total Obligated: \$33,400,068

Fiscal Year 2009 Fire Grants Total Obligated : \$13,949,889

Percentage of Fire Grants Funding: 42%

Capabilities Funded by FEMA Grants:

- *Equipment, planning, training*
- *Emergency Management*
- *EOCs*
- *Communication*
- *Medical*
- *Citizen Corps, Port*



South Dakota


FEMA Grants Fiscal Year 2010 Total Obligated: \$13,156,068

Fiscal Year 2009 Fire Grants Total Obligated : \$2,536,160

Percentage of Fire Grants Funding: 19%

Capabilities Funded by FEMA Grants:

- *Equipment, planning, training*
- *Emergency Management*
- *Citizen Corps*
- *Port*



Tennessee

FEMA Grants Fiscal Year 2010 Total Obligated: \$46,793,268

Fiscal Year 2009 Fire Grants Total Obligated : \$15,632,398

Percentage of Fire Grants Funding: 33%

Capabilities Funded by FEMA Grants:

- *Equipment, planning, training*
- *Emergency Management*
- *EOCs*
- *Communication*
- *Medical*
- *Citizen Corps*
- *Port*



Texas

FEMA Grants Fiscal Year 2010 Total Obligated: \$223,643,523

Fiscal Year 2009 Fire Grants Total Obligated : \$25,945,954

Percentage of Fire Grants Funding: 12%

Capabilities Funded by FEMA Grants:

- *Equipment*
- *Emergency Management*
- *EOCs*
- *Communication*
- *Medical*
- *Citizen Corps*
- *Port*
- *Transit*
- *Tribal*



Utah


FEMA Grants Fiscal Year 2010 Total Obligated: \$20,262,026

Fiscal Year 2009 Fire Grants Total Obligated : \$4,224,328

Percentage of Fire Grants Funding: 21%

Capabilities Funded by FEMA Grants:

- *Equipment*
- *Emergency Management*
- *EOCs*
- *Communication*
- *Medical*
- *Citizen Corps*
- *Port*
- *Transit*
- *Planning and Training*



Vermont

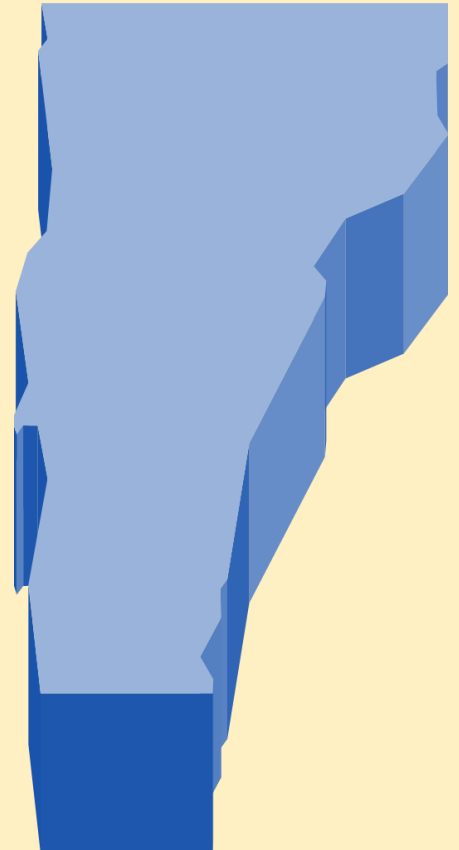
FEMA Grants Fiscal Year 2010 Total Obligated: \$12,819,017

Fiscal Year 2009 Fire Grants Total Obligated : \$1,974,150

Percentage of Fire Grants Funding: 15%

Capabilities Funded by FEMA Grants:

- *Equipment*
- *Emergency Management*
- *EOCs*
- *Communication*
- *Medical*
- *Citizen Corps*
- *Port*
- *Planning and Training*



Virginia

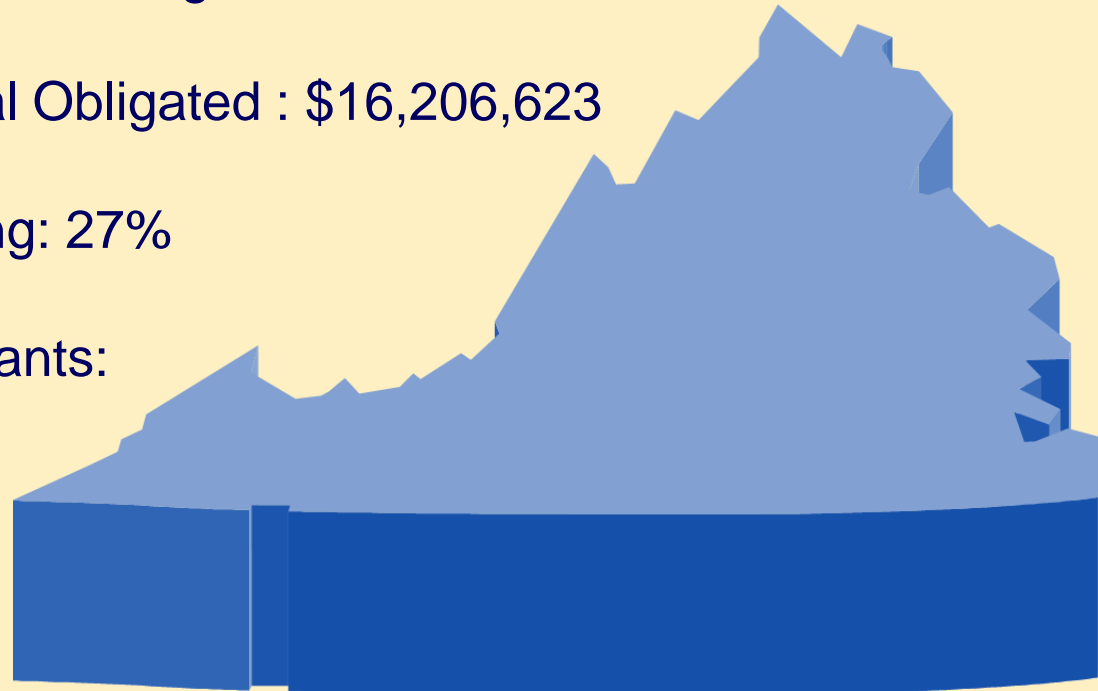
FEMA Grants Fiscal Year 2010 Total Obligated: \$59,715,442

Fiscal Year 2009 Fire Grants Total Obligated : \$16,206,623

Percentage of Fire Grants Funding: 27%

Capabilities Funded by FEMA Grants:

- *Equipment*
- *Emergency Management*
- *EOCs*
- *Communication*
- *Medical*
- *Citizen Corps*
- *Port*
- *Transit*
- *Planning and Training*



FEMA

West Virginia

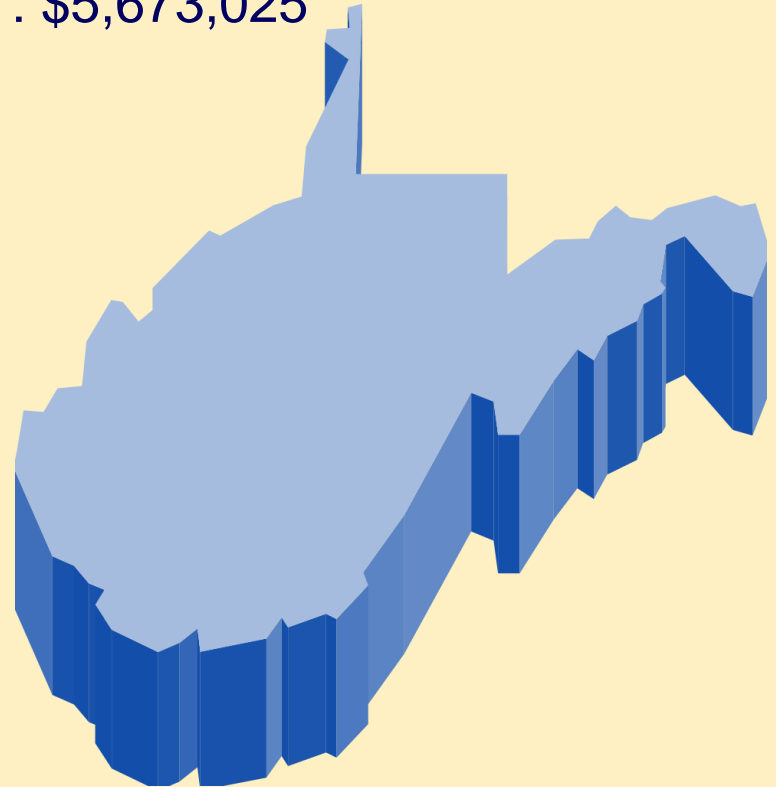
FEMA Grants Fiscal Year 2010 Total Obligated: \$19,814,055

Fiscal Year 2009 Fire Grants Total Obligated : \$5,673,025

Percentage of Fire Grants Funding: 29%

Capabilities Funded by FEMA Grants:

- *Equipment*
- *Emergency Management*
- *EOCs*
- *Communication*
- *Medical*
- *Citizen Corps*
- *Port*
- *Planning and Training*



Washington

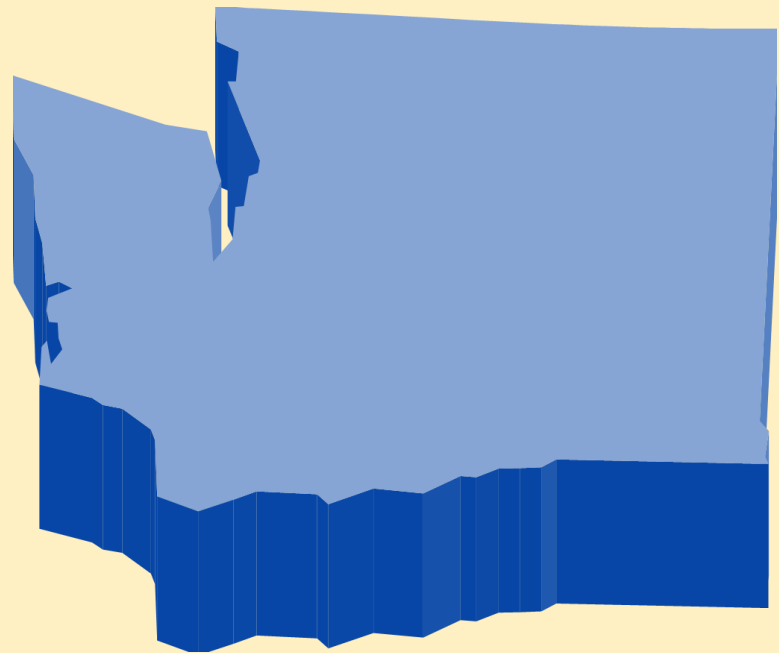
FEMA Grants Fiscal Year 2010 Total Obligated: \$63,631,702

Fiscal Year 2009 Fire Grants Total Obligated: \$14,941,592

Percentage of Fire Grants Funding: 23%

Capabilities Funded by FEMA Grants:

- *Equipment*
- *Emergency Management*
- *EOCs*
- *Communication*
- *Medical*
- *Citizen Corps*
- *Port*
- *Transit*
- *Tribal*
- *Planning and Training*



FEMA

Wisconsin

FEMA Grants Fiscal Year 2010 Total Obligated: \$38,593,581

Fiscal Year 2009 Fire Grants Total Obligated: \$15,519,527

Percentage of Fire Grants Funding: 40%

Capabilities Funded by FEMA Grants:

- *Equipment*
- *Emergency Management*
- *EOCs*
- *Communication*
- *Medical*
- *Citizen Corps*
- *Port*



Wyoming


FEMA Grants Fiscal Year 2010 Total Obligated: \$12,522,982

Fiscal Year 2009 Fire Grants Total Obligated: \$2,069,289

Percentage of Fire Grants Funding: 17%

Capabilities Funded by FEMA Grants:

- *Equipment*
- *Emergency Management*
- *EOCs*
- *Communication*
- *Medical*
- *Citizen Corps*
- *Port*
- *Transit*
- *Planning and Training*



Northern Mariana Islands

FEMA Grants Fiscal Year 2010 Total Obligated: \$4,125,997

Fiscal Year 2009 Fire Grants Total Obligated: \$1,060,555

Percentage of Fire Grants Funding: 26%

Capabilities Funded by FEMA Grants:

- *Equipment*
- *Emergency Management*
- *EOCs*
- *Communication*
- *Medical*
- *Citizen Corps*
- *Planning and Training*



FEMA

U.S. Virgin Islands

FEMA Grants Fiscal Year 2010 Total Obligated: \$3,352,551

Fiscal Year 2009 Fire Grants Total Obligated: \$233,280

Percentage of Fire Grants Funding: 7%

Capabilities Funded by FEMA Grants:

- *Equipment*
- *Emergency Management*
- *EOCs*
- *Communication*
- *Medical*
- *Citizen Corps*
- *Planning and Training*



American Samoa

FEMA Grants Fiscal Year 2010 Total Obligated: \$3,073,355

Fiscal Year 2009 Fire Grants Total Obligated: \$0

Percentage of Fire Grants Funding: 0%

Capabilities Funded by FEMA Grants:

- *Equipment*
- *Emergency Management*
- *EOCs*
- *Communication*
- *Medical*
- *Citizen Corps*
- *Port*
- *Planning and Training*



Puerto Rico

FEMA Grants Fiscal Year 2010 Total Obligated: \$22,188,155

Fiscal Year 2009 Fire Grants Total Obligated: \$1,154,621

Percentage of Fire Grants Funding: 5%

Capabilities Funded by FEMA Grants:

- *Equipment*
- *Emergency Management*
- *EOCs*
- *Communication*
- *Medical*
- *Citizen Corps*
- *Port*
- *Planning and Training*



Guam

FEMA Grants Fiscal Year 2010 Total Obligated: \$5,638,931

Fiscal Year 2009 Fire Grants Total Obligated: \$0

Percentage of Fire Grants Funding: 0%

Capabilities Funded by FEMA Grants:

- *Equipment*
- *Emergency Management*
- *EOCs*
- *Communication*
- *Medical*
- *Citizen Corps*
- *Port*
- *Planning and Training*





FEMA



FEMA